

## Data Sheet

# ATENA CR STAVES

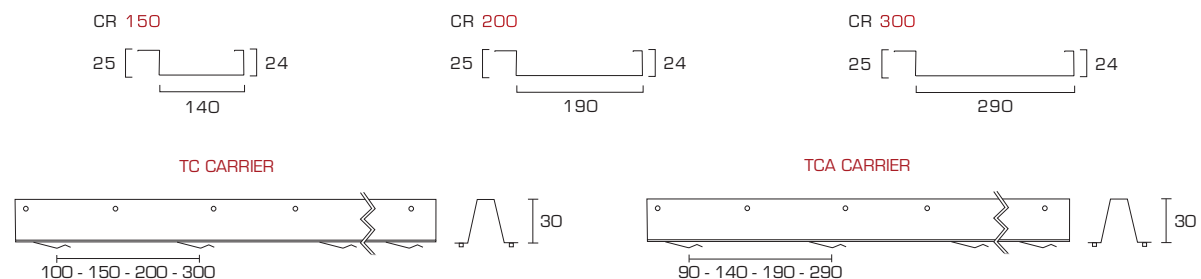
### DESCRIPTION

**CR** staves present the same features of **C** staves but they are higher on both lateral sides to allow better holding of the false ceiling.

They are more requested in the Naval Section for their strength and stability. Easy to be installed both with or without gap. They find a place in industrial buildings, giving also a pleasant appeal to the environment.

A false ceiling realised with **CR** staves can become an acoustic ceiling, sticking on their back (perforated version) a mat of fiberglass or rock wool packed in heat-sealed polyethylene bags.

### SECTIONS



### TECHNICAL DATA:

STAVE	GAP	DIMENSIONS	ALUMINUM THICK.	STEEL THICK.	CARRIER		INCIDENCE		LM/SGM	
					TYPE	MATERIAL	STAVES			CARRIER
							CR	CR-A **		
150 CR	10	L 140 - H 25	5/10   6/10	5/10	TC	TCA	STEEL 8/10	6,66	7,14	1
200 CR	10	L 190 - H 25	5/10   6/10	5/10	TC	TCA	STEEL 8/10	5	5,26	1
300 CR	10	L 290 - H 25	6/10	5/10	TC	TCA	STEEL 8/10	3,33	3,44	1

\* Gap indicated when TC carrier, with TCA carrier no gap

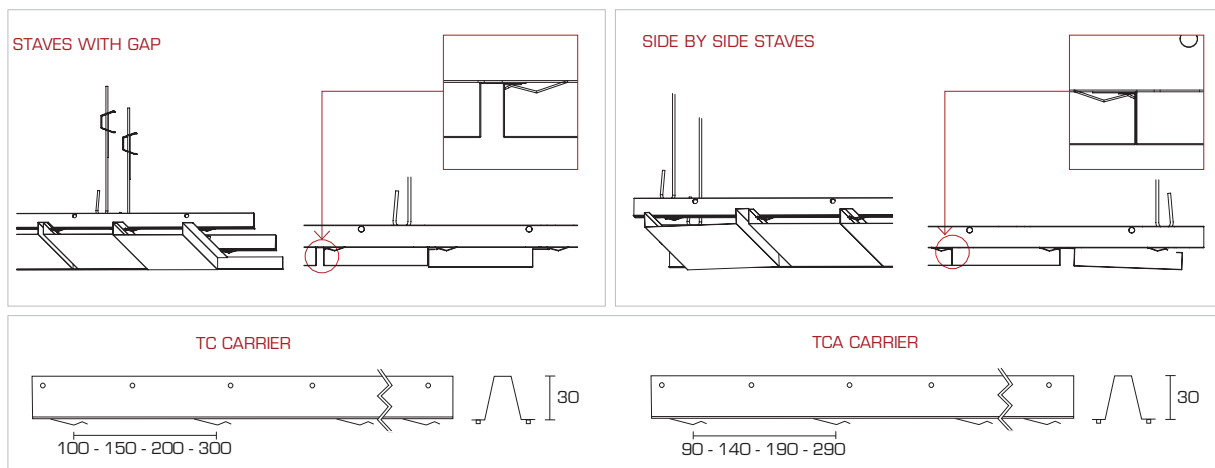
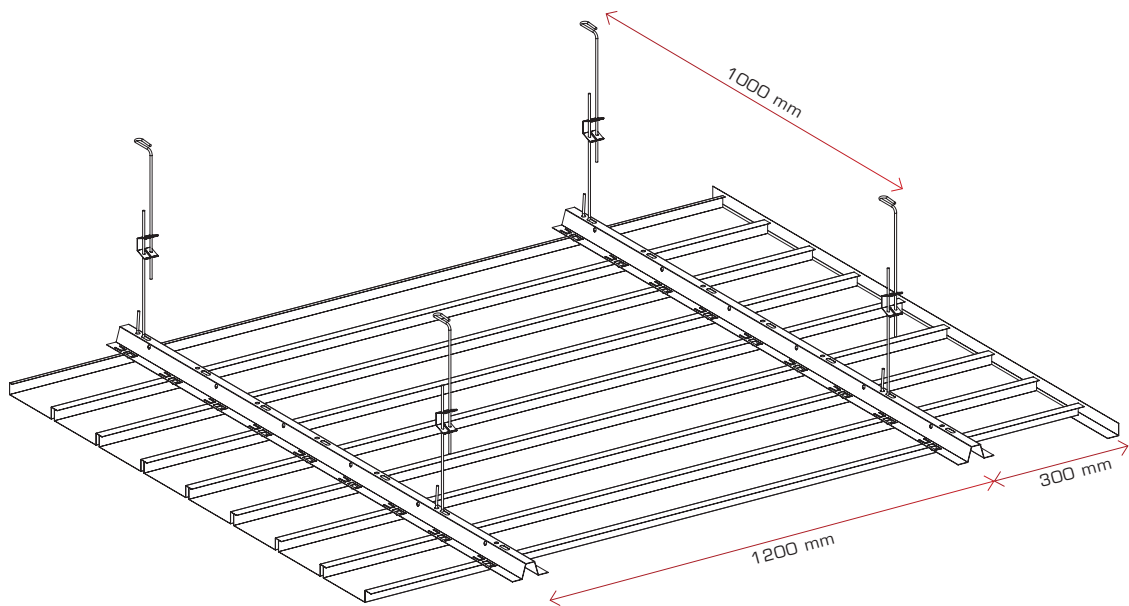
\*\* In case of side by side setting up, the incidence can be slightly modified

STAVE MATERIAL	Prepainted Aluminum and Steel   Postpainted Steel
STRUCTURE	ATENA TC and TCA Carrier, black prepainted steel.
COLOURS   FINISHING   PERFORATIONS	White - silver - aisi prepainting aluminum White - silver Prepainted steel Ral color postpainting Sublimation of any image and texture. Plain or perforated surface to chose among Atena perforation models
PERIMETER PROFILE	"L" - Double "L" - "C" perimeter profiles According to the room dimensions
HANGERS	Standard with double spring

### CERTIFICATES:

FLEXION RESISTANCE	Maximum span 1200 - 1 Class
DURABILITY OF PRE-PAINTED	C Class
RELEASE OF DANGEROUS SUBSTANCES	No release of any dangerous substance according to the European law EN13964:2014.
FIRE REACTION	According to UNI EN 13501-1: plain or perforated staves with Viledon Plus Class A1  perforated with Standard Viledon A2s1d0 structure: Class A1

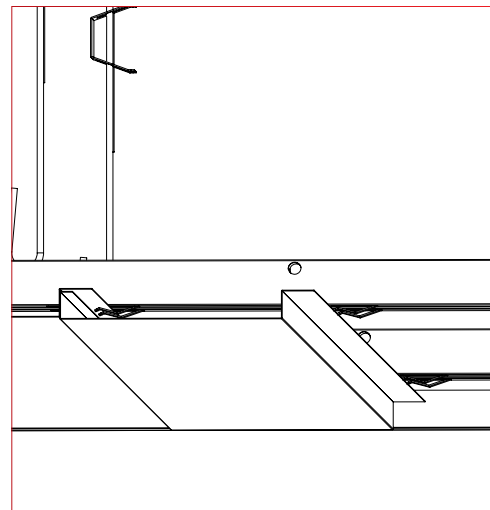
## CR STAVES AXONOMETRY



## LAYING INSTRUCTION

- Draw the lines of the perimeter frame.
- Determine the height of the ceiling with a level and mark it with a string.
- Install the wall angles, using nails, screws and / or plugs suitable to the wall material.
- Fix the hangers with an interaxe of 1000 mm\* according to the type of ceiling to be installed.
- Hook on the carrier with an interaxe of 1200 mm\* or according Atena technical department advice.
- Complete the installation of system by locking staves on carrier.


\*Verify the interaxe accordint to the load at square meter.




## PERIMETER PROFILES

Atena S.p.A. offers a complete range of edge profiles, usually supplied with materials in the same finishing of staves. In addition to standard solutions, the perimeter closing of the ceiling can be also achieved adding to metallic materials both drywall foils properly shaped and lowered veils, without losing the original combination with metal surfaces, perforated, smooth or sublimated.

"C" PROFILE  
18x42x25 L=4000mm




"C" PROFILE  
30x40x40 L=3000mm



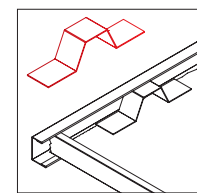

"C" PROFILE 18x33x25 L=4000mm



"L" PROFILE  
25X25 L=3050mm




"L" PROFILE  
20X25 L=3050mm



USE AN OMEGA SPRING  
BETWEEN "C" 18x33x25  
PERIMETER PROFILE AND THE  
STAVE.

OMEGA SPRING

"L" PROFILE  
20X20 L=3050mm



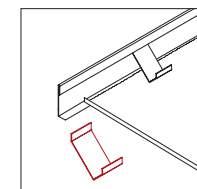

"Double L" PROFILE  
25X8X15x15 L=3050 mm



"L" 55x20 PROFILE L=3000mm  
FOR 300 mm STAVES



"Double L" Special PROFILE  
43X10X15x20 L=4000 mm



USE A "V" SPRING  
BETWEEN "L" 55x20  
PERIMETER PROFILE AND  
THE STAVE.

"V" SPRING

## SPECIFICATION

Atena CR staves are made of 0.5 / 0.6 mm aluminum (alloy 3003) or 0.5 mm steel. Dimensions: 140, 190, 290 mm width, 24 mm high, length according to project requirements. Staves edges are properly shaped to be hooked on two different carrier made of 8/10 dark brown pre-painted steel. Using TC carrier staves will be installed with a closed shutter of 10 mm gap between each other. TCA shutter, instead, is used to install staves side by side. Standard hangers Ø4, with adjustable double spring, will be used to suspend the system.

Perimeter profiles having "L", "double L" or "C" section are made with the same material and finishing of the staves.

Fiberglass pad or rock-wool sealed in polyethylene bags can be used for soundproofing.

## MATERIAL WEIGHT AND PACKAGING

WEIGHT AND PACKAGING					
STAVE	MODEL	MATERIAL	THICKNESS	KG/ML	CODE **
CR - CRA	CR 150	ALUMINUM	5/10	0,289	DCR150L5GRS000
			6/10	0,346	DCR150L6GRS000
	CR 200	ALUMINUM	5/10	0,357	DCR200L5GRS000
			6/10	0,429	DCR200L6GRS000
	CR 300	ALUMINUM	5/10	1,020	DCR200C5GRS000
			6/10	0,594	DCR300L6GRS000
		STEEL	5/10	1,413	DCR300C5GRS000
			6/10		

\*\* THE GREY PART OF THE CODE CHANGES ACCORDING TO THE CHOSEN STAVE SPECIFICATION

STAVES ARE SUPPLIED IN BUNDLES. QUANTITY PER BUNDLE ACCORDING TO PROJECT REQUIREMENT.

## TECHNICAL SPECIFICATION

### MATERIAL AND COLOR:

- Aluminum 5/10 White | Silver | Gloss
  - Aluminum 6/10 White | Silver
  - Steel 5/10 White | Silver
- Post-painted similar to RAL 9010 and RAL 7035 (gloss and matt)  
 Post-painted with any gloss and demi-gloss RAL colors  
 Silver post-painted similar to RAL 9006 and all matt RAL colors.

### FINISHING:

Plain surface

Perforated surface:

- Type of perforation
- Hole diameter
- Holes disposition
- % open area

see Atena "Perforation" range

### HIDDEN STRUCTURE:

- TC Carrier
- TCA Carrier

### PERIMETER PROFILE:

Perimeter profiles to be chosen according to the project requirement, see "Atena Staves and Open Cells" catalogue.

The system will be hanged to the bearing structure with adjustable hangers. The staves will be demountable one by one, in order to guarantee an easy access to the interspace and a flexible positioning of lighting elements.

If the perimeter frame is made with cut staves, it is advised to use staves with plain borders.

Good acoustic results with perforated staves, by sticking on their back fiberglass pad or rock-wool sealed in polyethylene bags.

## STORAGE MODE

---

Materials supplied by Atena S.p.A. shall be maintained in good condition from purchase to installation. Materials must be stored in a closed, clean and dry site.

Atena S.p.A. protects its products with resistant packaging under normal handling.

Please handle packages with care to avoid shocks and inappropriate handling that might damage what is provided. Staves are delivered on pallets secured with stripes and cellophane.

The manual handling must be carried out with caution and in compliance with safety regulations at work. For carriage of packaged products on pallets, provide a mechanical transport to avoid damages or risks resulting from inadequate transport

## CLEANING, MAINTENANCE AND REMOVAL

---

Cleaning and maintenance require some attention and care even though are easy to make and don't take much time. It is necessary to use neutral and not aggressive soaps. In case of any damage, staves can be repainted or replaced.

False ceilings maintenance usually refers to:

placing, alignment or replacement of damaged or broken staves. Staves can be also removed for restoration or maintenance of the system below.

The maintenance work shall be appointed to specialised workers trained with technical data sheets about setting, removal and maintenance of the false ceilings, in order to ensure excellent results.

Using inadequate tools can damage the structure, causing adherence loss or even accidental panel fall.

All the maintenance intervention must follow the technical data sheet indication and every noted diversity has to be promptly reported.

Each worker assigned with maintenance operation must carefully remove the tile, perform the intervention and do not alter the false ceiling structure, the hanging system and the connection between these elements.

When the maintenance is over, install again the panels, verifying that the staves are properly hooked to the carriers and the planarity is guaranteed. Any difference in staves level is caused by wrong installation and, for this reason, they must be quickly controlled.

## LAWS REFERENCE AND WARRANTY

---

Each Atena false ceiling is produced for internal use according to the technical rules for construction EUROCODICE and the specific regulations UNI EN 13964, 14195:2005.

Each Atena S.p.A. product has its own DOP (Declaration Of Performance) CE according to the European Law 305/2011.

False ceilings and claddings for internal and external use have to be dimensioned on environment features, to list some of the possible examples: earthquakes, wind, thermal expansion, place of installation, use destination of the building and project requests.

Independently by information, suggestions, advices and technical opinions exchanged between the parts, Atena S.p.A. will produce its products only according to the orders received and the technical drawings/projects attached, having no responsibility on what is not indicated in the order, in the technical drawings or in the project.

Atena S.p.A., as producer, is responsible for manufacturing defects. Complaints have to be presented according to the selling conditions. Materials used for Atena false ceilings have been produced just with this purpose, every other use is considered improper.